

THE ART HOUSE

The Art House

Visual Story

This guide is designed to help anyone visiting The Art House become familiar with the venue.



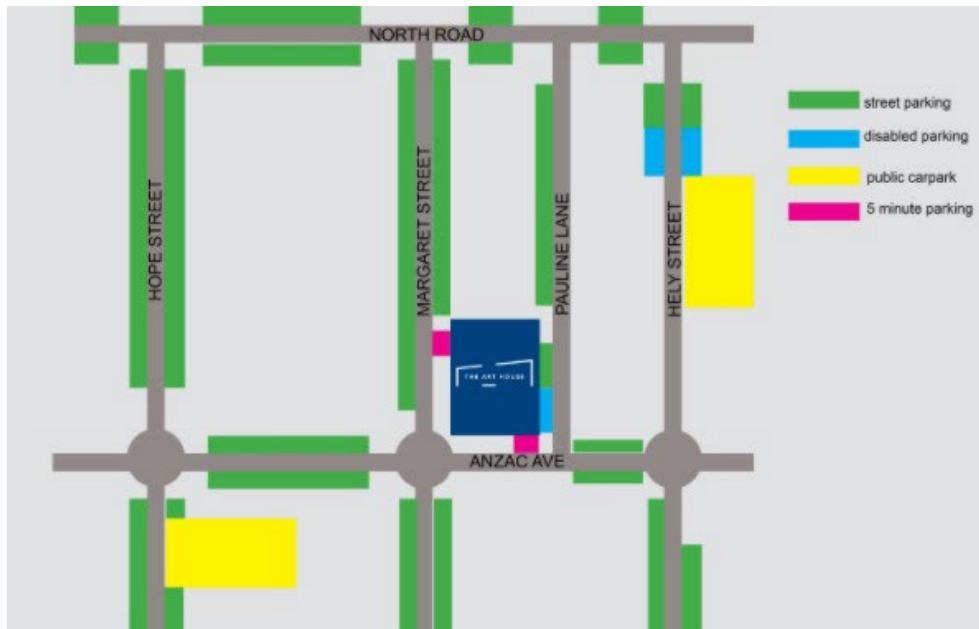
Table of Contents

Arriving at The Art House	Page: 2-3
The Foyer	Page: 3
Box Office Areas	Page: 4
Bathrooms	Page: 5
Café & Bar Area	Page: 5
The Courtyard	Page: 6
The Theatre	Page: 7-8
The Studio	Page: 9
The Meeting Room	Page: 9
Emergency Exits and Safety Information	Page: 10

Arriving at The Art House

The Art House is located at **19/21 Margaret Street, Wyong, NSW, 2259**. You can reach us by Driving, Train, Bus, or Taxi / Uber.

- **Drive:** There is street parking surrounding The Art House including disabled parking bays.



- **Bus:** There are multiple bus stops around Wyong, including one outside The Art House located on Margaret Street.



- **Train:** Wyong Station (is an estimated **9-minute walk** from The Art House). Trains approximately run every 30-minutes to Sydney and every 15-minutes to Gosford.

- **Taxi / Uber:** Taxi's and Uber's will be able to drop you off directly outside the main entry of The Art House. Below is a picture of the main entry.

Upon arrival, please proceed through the main entrance of The Art House. After entering via the sliding doors, you will arrive in the foyer. An accessible ramp is available, providing convenient access to the main entry.



Alternatively, you can use the courtyard entry to enter and exit. More information on page 7.

The Foyer

The foyer of The Art House is a bright and open space that welcomes guests upon arrival. It features the Box Office, artworks, comfortable seating areas, bathrooms and the café/bar making it an ideal place to enjoy with your family, friends or teacher until the performance starts.



Box Office Areas

The Main Box Office: (Monday-Friday 10AM – 4PM, excluding Public Holidays)

This box office serves as the primary box office during weekdays. Here patrons can book and collect tickets as-well-as receive information on our upcoming shows and events.

Did you know sensory headphones and earplugs can be requested at the box office? – just ask one of our friendly staff and they can assist you. This is also available at our showtime Box Office as well.



Showtime Box Office: (opens 1 hour before showtime and closes 15-minutes after the performance starts)

The showtime Box Office is located inside the main entrance's sliding doors to the right. This Box Office is where patrons can collect their tickets and receive information about the performance.



Bathrooms

The bathrooms are located midway down the foyer. The accessible bathroom is located opposite the end of the bar.



Café & Bar Area

The Café and Bar is the perfect place to grab a snack or drink before showtime. There is Café seating directly opposite the bar, which is a perfect place to relax before the show starts.




Courtyard

The courtyard is another seating area located outside the Café and Bar. During the summer season there may be live entertainment and activities in this space.



You can also enter and exit The Art House through the courtyard using the back entrance doors. This entry / exit also features an accessible ramp.



The Theatre

An announcement will be made over the foyer speakers when the doors to the auditorium open so you can go inside to your seats. You will enter via Door 1 or Door 2 depending on what your tickets say, and an Usher will be able to help you find your seat. You will also hear a bell sound in the foyer when the performance is about to start.

Door 1




Door 2




Inside the theatre there are purple seats. The seats are designed for comfort with cup holders to the right. Once the show begins, the theatre lights will dim down.

The performers will perform on the stage, sometimes dressed in costume as part of the act. Sometimes, the performance will have loud sounds, and sometimes there will be fog, smoke, hazing, flickering, flashing or strobe lighting effects. If you have any concerns, please reach out to a member of staff dressed in a black The Art House shirt.



The theatre also has upstairs balcony seating accessed by staircases on either side of stalls. Balcony 1 is located on the left of the above picture and balcony 2 is located to the right.



The Theatre features an accessible seating row (Row H), designed to support patrons with mobility requirements. It is conveniently positioned directly across from the entrance at Doors 1 and 2.

The Studio

The Studio is The Art House's secondary performance space, offering a more intimate setting with a capacity of 146 people. As a general admission venue, guests can choose their own seats, making it a flexible environment that's ideal for creative works such as music, dance, comedy, and workshops.

Just like our main theatre, some performances in the Studio may include (loud sounds, fog, smoke, haze, flickering, flashing, or strobe lighting effects). If you have any concerns, please reach out to a member of staff dressed in a black The Art House shirt.



The Meeting Room

The meeting room has a total capacity of 60 people, and this normally designed for business meetings, functions, and other smaller sized events. It is located beside the café.



Emergency Exits and Safety Information

The Art House is a safe and secure building, equipped with multiple emergency exits that are clearly marked with illuminated signs above each door. In the unlikely event of an emergency, a loud beeping or ringing sound will be heard. Please remain calm—our trained staff will provide instructions and guide you if any action is required.



Leaving The Art House

When the performance has concluded, please leave through the main entry doors.

Thank you for coming to The Art House.

We hope you enjoyed your visit!